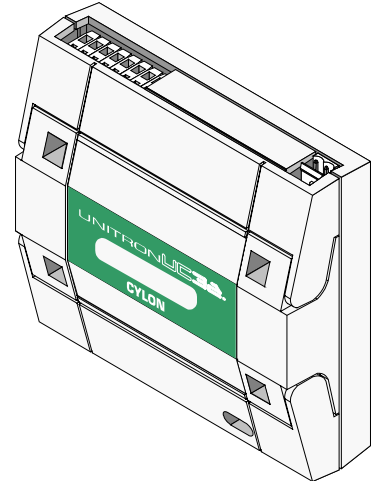


# CYLON

## UCU8

The **UCU8** is low-cost unitary controller, with 3 inputs and 5 outputs, and is ideally suited to controlling single items of equipment.



- 3 Universal Inputs  
can be used as analog or digital inputs

---

- 5 Triac Digital Outputs  
can switch up to 24 Vac

---

- Up to 63 controllers per fieldbus

---

- 190 strategy blocks

---

- 4 datalogs with up to 102 entries per datalog

---

- Data security  
Strategy and setpoints backed up in EEPROM

The **UCU8** controller is part of the **UnitronUC32** range of products, which offers the following benefits:

### Unique Flexibility with UniPuts™

The **UnitronUC32** range uniquely presents **UniPuts™** - a revolutionary answer to flexible point configuration, offering maximised utilisation of controller capacity along with flexibility in strategy changes. Built on a modern web-based architecture, the **UnitronUC32** range has a wide application scope with the flexibility of being stand-alone or network enabled.

### Cost Effective, low entry point for building control

The **UnitronUC32** range offers reduced costs in terms of training, implementation, rollout and maintenance. Modular, extendible packages along with low installation costs mean a low entry point for building control. The future-proof **UnitronUC32** range provides forward & backward compatibility, meaning an effortless upgrade path for existing **Unitron** Systems.

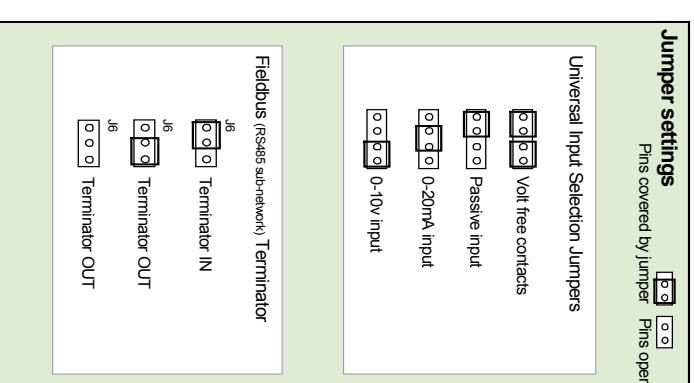
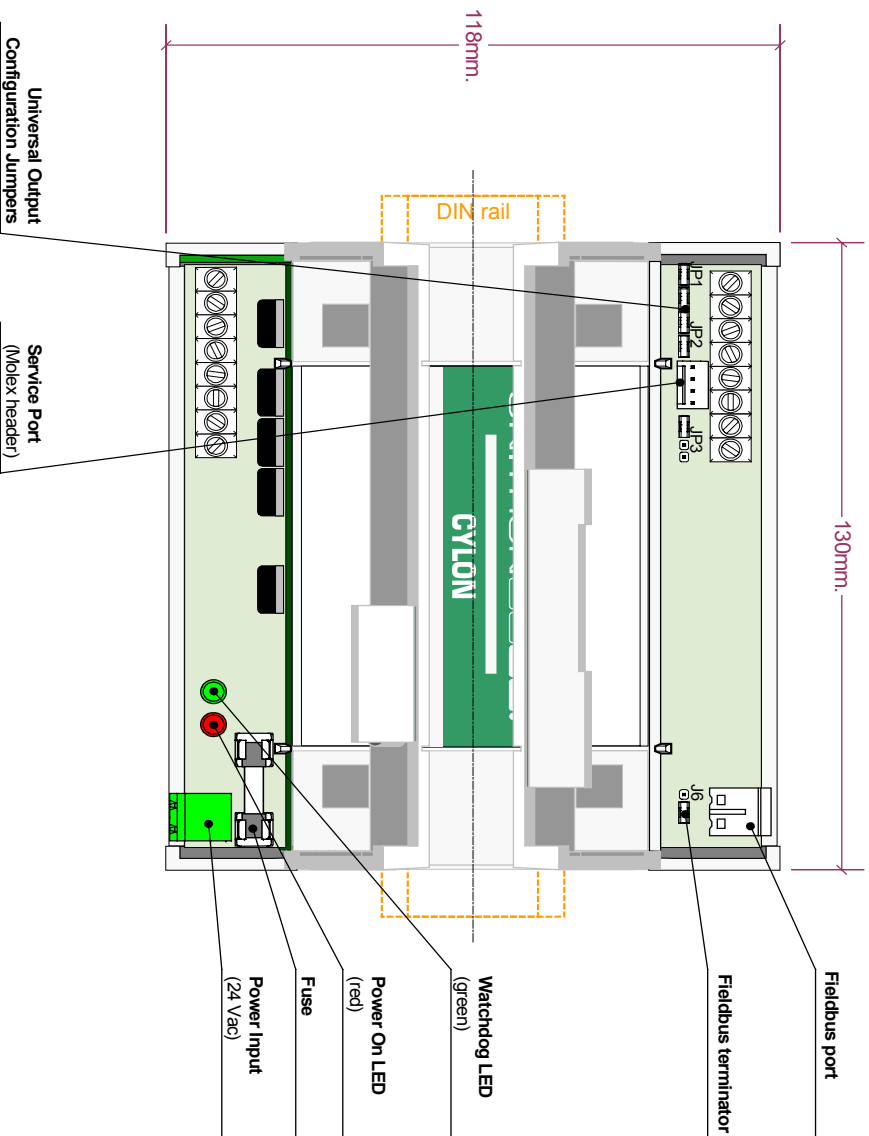
### Highly programmable and extendable through web-enabled HVAC technology

The **UnitronUC32** range offers an advanced web-based 32-bit architecture, with advanced programmability through **the Unitron Engineering Centre**. Inbuilt diagnostics, along with expanded data logging and strategy storage, is further enhanced by **UniPuts™**, offering up to 8 Universal inputs, up to 8 **UniPuts™** (AI/DI/AO/DO) and up to 8 **UniPuts™** with relays.



Due to Cylon's policy of continuous improvements these specifications may be upgraded without notice.

**UNITRONUC32.**  
Building Management System



certified

© Cylon Controls Limited

Due to Cylon's policy of continuous improvements these specifications may be upgraded without notice.

www.cylon.com

## Specifications:

### MECHANICAL

Size (excluding terminal plugs)	145 x 130 x 45 mm (5.7 x 5.12 x 1.78")
Enclosure	Injection moulded ABS
Mounting	DIN rail

### ENVIRONMENT

**Note:** This equipment is intended for field installation within another enclosure.

Ambient Temperature	0° - 50°C (32°-122°F) ambient.
Ambient Humidity	0% - 90% RH non-condensing
EMC Immunity	EN 50082-1
EMC Emission	EN 55011 Class B

### WIRING

**Note:** Use Copper or Copper Clad Aluminium conductors only.

Termination	I/O : PCB mounted screw terminal connections. Power and Fieldbus : PCB mounted plug terminal connections.
Conductor Area	Max: AWG 12 (3.09 mm <sup>2</sup> ) Min: AWG 22 (0.355 mm <sup>2</sup> )

### ELECTRICAL



Supply Requirements	24 V AC +/- 20% 50/60 Hz
Transformer Rating	up to 55 VA (up to 10 VA internal power plus up to 45 VA supplied to Triac loads)
Fuse Rating	2 A 250 V anti-surge(250 Vac – 2 AT)

### PROCESSOR

Type	Motorola 68HC11
Clock Speed	8 MHz
Operating System Memory	128K
User Programmable Memory	32k x 8 RAM 8k x 8 EEPROM backup for program. Maintenance free.

### INPUTS/OUTPUTS

**Note:** Screened cable is recommended for all input connections.

3 Universal Inputs 	Active voltage input 0-10 V @ 134 K. Passive Input for a large range of temperature sensors, 10K3A1 sensors are recommended. <b>Note:</b> '10k option' controllers use 10k3A1 sensors only. Temperature input range: 0 – 50 °C Active current input 0-20 mA @ 120 Ω (screened cable). Digital Volt Free Contact. <b>Note:</b> UCU Universal inputs do not support pulse counting.
5 Digital Outputs 	24 V AC Triac @ 500 mA maximum. Switch neutral only.
24 V AC output terminals	Total current drawn from 24 V AC terminals is limited to 1.8 A.

### COMMUNICATIONS

**Note:** The default Fieldbus baud rate is 38400. The baud rate may be changed using the Unitron Palmtop program (DOS)

Local RS232 TTL port	@ 9600 Baud Max cable length 4m
Fieldbus port	RS485 @ 1200, 9600, 19200 or 38400 Baud

### INTERFACE

Software	Unitron Command Centre Unitron Engineering Centre WebLink
----------	---

### SOFTWARE FEATURES

**Note:** The controller's Fieldbus address is set by Unitron Command Centre's CCView software module (Windows), or Unitron Palmtop program (DOS)

Maximum Controller Address	63
Maximum number of Strategy Blocks	190
Maximum number of Datalog Modules	4
Maximum Datalog capacity (standard)	102
Data Security	Strategy and Point numbers 200 – 255 analog and digital backed up in EEPROM

